

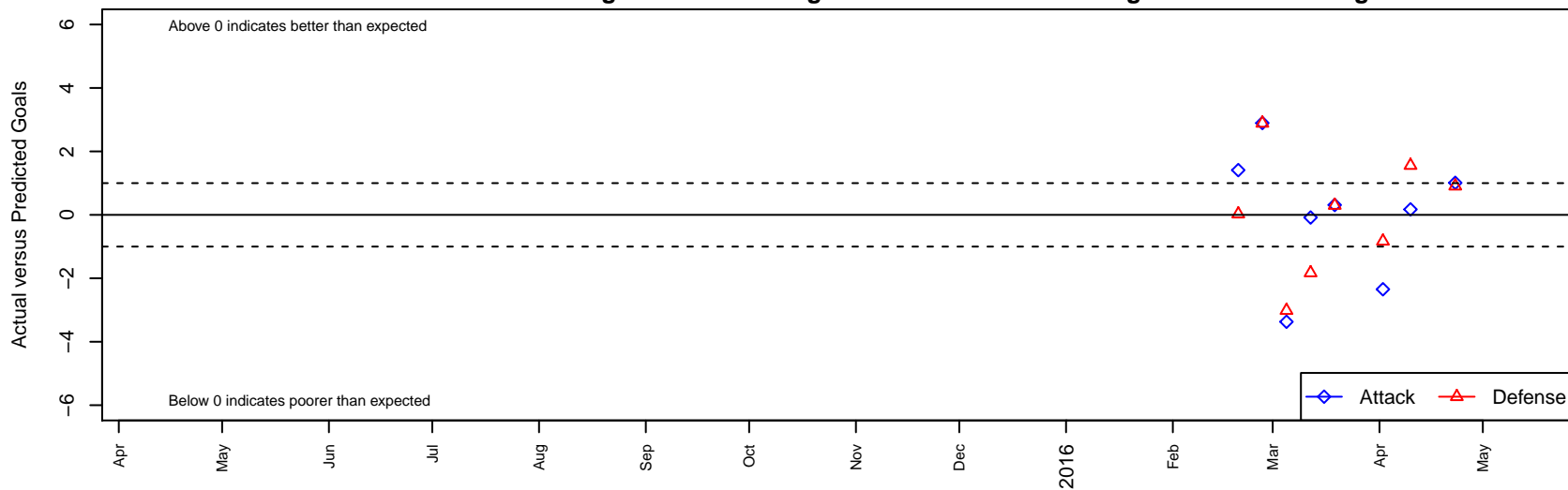
Dragons FC G04

Dragons FC
Seattle, WA
G04 total strength=237
attack=0.31 defense=0.06
spr league = Spr PSPL Classic 2 U11

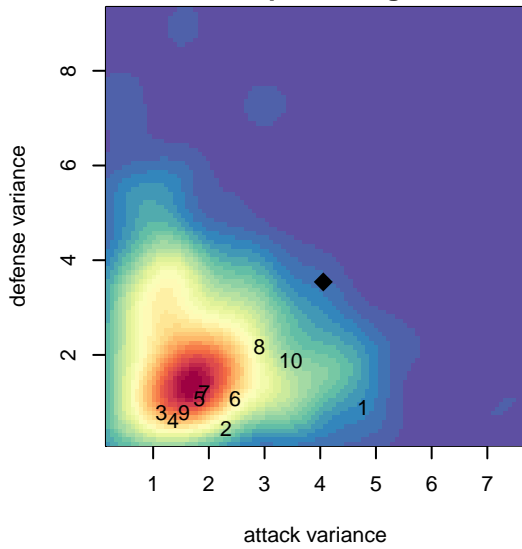
alt names used:
Dragons FC G04

Venues played:
2015 Spr PSPL Classic 2 U11

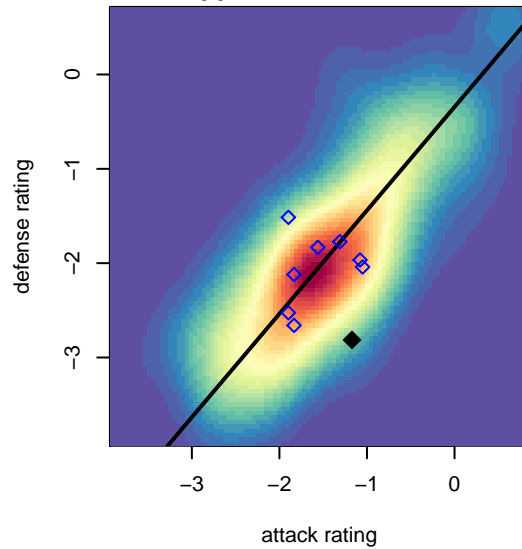
Dragons FC G04
Dots are actual minus expected GF (blue circles) and GA (red triangles).
Blue line is smoothed change in attack strength. Red is smoothed change in defense strength.



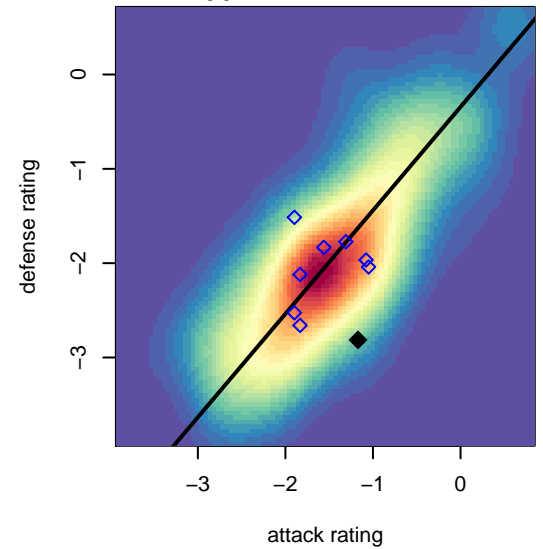
**attack and defense variance (black dot)
relative to other teams
and top 10 in region**



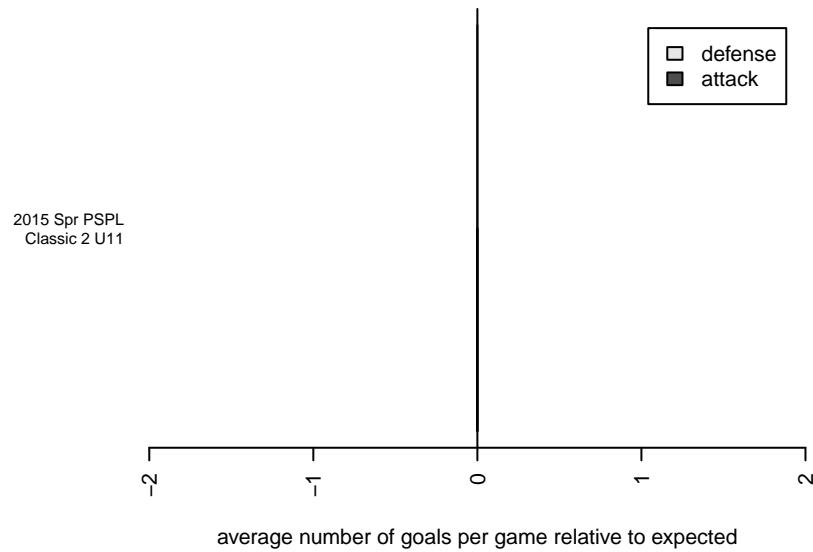
**attack and defense rating
relative to others at age
and all opponents in last 13 months**



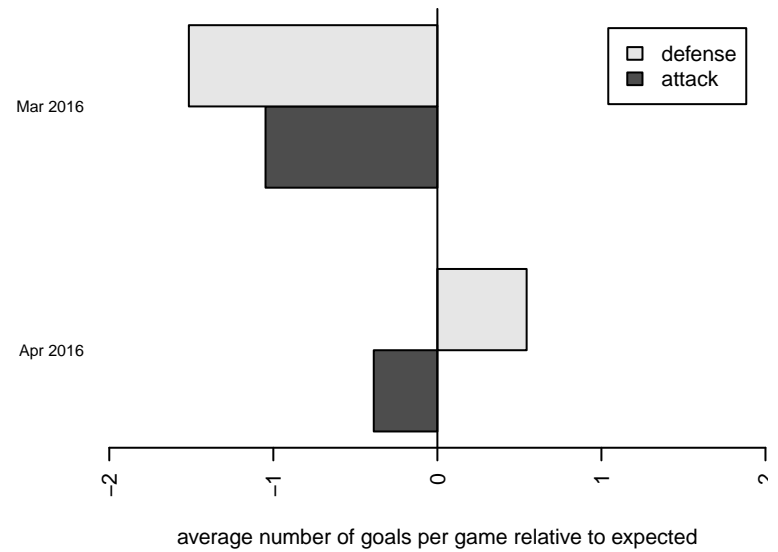
**attack and defense rating
relative to others at age
and all opponents in last 13 months**



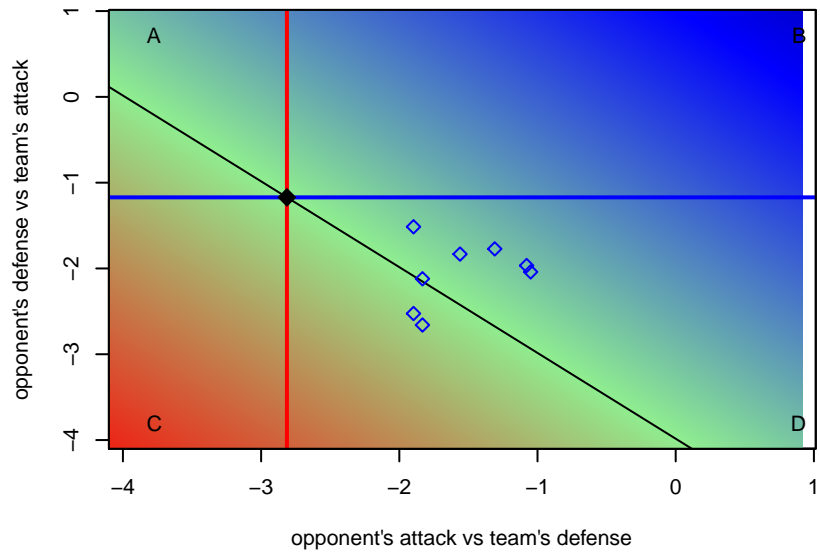
Performance relative to 13 month average



Performance relative to 13 month average



Distribution of opponents
 Red = Lose zone, Blue = Win zone, Green = Even
 Black line separates win/lose zones



lot. A=Neither has attack advantage, B=Opponent has both attack and defense advantage, C=Opponent has both attack and defense disadvantage, D=Both have

date	home		away		venue	pred.home	pred.away
2016-04-23	Dragons FC G04	3	Cascade FC Green G04	2	2015 Spr PSPL Classic 2 U11	1.99	2.91
2016-04-10	Dragons FC G04	5	Wenatchee FC G05	1	2015 Spr PSPL Classic 2 U11	4.83	2.56
2016-04-02	Seattle Celtic White G04	6	Dragons FC G04	0	2015 Spr PSPL Classic 2 U11	5.17	2.35
2016-03-19	NPSA Titans Navy G04	4	Dragons FC G04	2	2015 Spr PSPL Classic 2 U11	4.30	1.69
2016-03-12	Dragons FC G04	2	CWSA Navy G04	5	2015 Spr PSPL Classic 2 U11	2.08	3.17
2016-03-05	Wenatchee FC G04	5	Dragons FC G04	0	2015 Spr PSPL Classic 2 U11	1.99	3.37
2016-02-27	Dragons FC G04	5	RSA Elite Ramirez G04	0	2015 Spr PSPL Classic 2 U11	2.10	2.89
2016-02-20	Emerald City FC Green G04	5	Dragons FC G04	4	2015 Spr PSPL Classic 2 U11	5.03	2.59